

Pricelist of James boat, v.d. products company for a year 2008

Pricing is VAT excluded



Boat model	Picture	Dimensions	Price in EUR	Model description of basic equipment
PRAMICE P 420		Length: 4,0m Width: 1,6m Weight: 126 kg Power unit: within 8 HP	1.290,-	Standard rowboat with oars and oar housing. Waterproof air-chambers and, snubbing loop. - (without an engine)
HULLBORN H 420 OPEN		Length: 4,2m Width: 1,6m Weight: 145 kg Power unit: within 16 HP	2.450,-	Opened, multipurpose boat with bonders and benches creating a storage room - (without an engine)
HULLBORN H 420 SPORT		Length: 4,2m Width: 1,6m Weight: 185 kg Power unit: within 50 HP	4.850,- 7.920,- (with an suzuki engine DF 25)	Sportive boat with semi-cabin, rear bench, 2x seat, steering wheel, rack-and-pinion gear, plastic bonder - (without an engine)
HULLBORN 600 RIVER		Length: 6,1 m Width: 2 m Weight: 280 kg Power unit: within 40 HP	2.940,-	Open river-boat with sidal and perpendicular rear benches - (without an engine)
HULLBORN 17 FISHING		Length: 5,4m Width: 1,9 m Weight: 385 kg Power unit: within 50 HP	8.810,-	Multipurpose opened boat with sidal and perpendicular benches, wooden floor, 2x rear seats, steering compartment, rack-and-pinion gear, bonders, ready for aquarium, waterpump. - (without an engine)
HULLBORN 750 RIVER		Length: 7,55m Width: 2,8m Weight: 1150 kg Power unit: within 50 HP	22.670,-	River motorboat designed for taking trips to observe surroundings. It has benches on its sides and perpendicular benches in the back. Roof, steering compartment and a waterpump.
HULLBORN 22 CABIN		Length: 6,8m Width: 2,48 m Weight: 1220 kg Power unit: within 140 HP	54.620,-	Motorboat with roomy, upholstered cabin, stainless steel railing, bonders, basic nautic equipment, outboard engine Suzuki DF 140, upholstered benches and a minikitchen in the cockpit, fuel tank..
HULLBORN 23 KAROL CABIN		Length: 6,9m Width: 2,5 m Weight: 820 kg Power unit: within 50 HP	34.220,-	Multipurpose operational river motorboat with a cabin and the possibility of walking through the cabin from front to the rear, front, side and rear firm plastic windows. Cockpit with a working room in the prow and stern, plastic bench in the cabin on the left side, short plastic bench on the right side and outboard engine SUZUKI DF 50 with remote controlling.
HULLBORN 23 KAROL CABIN FISH		Length: 6,9 m Width: 2,5 m Weight: 890 kg Power unit: within 50 HP	34.570,-	Multipurpose operational river motorboat with a cabin and the possibility of walking through the cabin from front to the rear, front, side and rear firm plastic windows. Cockpit with a working room in the prow and stern, plastic bench in the cabin on the left side, short plastic bench on the right side and outboard engine SUZUKI DF 50 with remote controlling.
HULLBORN 23 KAROL OPEN		Length: 6,8 m Width: 2,5 m Weight: 375 kg + motor Power unit: within 120 HP	13.960,-	Opened multipurpose operational motorboat, with possibility to affix side benches and driving console, chromed hand grip, inspectional little door and a hatch. Plastic bonders.


HULLBORN 23 SPORT OPEN		Length: 7,37 m Width: 2,23 m Weight: 1160 kg Power unit: within 250 HP	47.690,-	Opened sportive motorboat with an engine Suzuki DF 140, wooden floor, bonders, upholstered seating, navigational lighting, nautical equipment
HULLBORN 23 SPORT CABIN		Length: 7,37 m Width: 2,23 m Weight: 1640 kg Power unit: within 250 HP	56.920,-	Opened sportive motorboat with an engine Suzuki DF 140, wooden floor, bonders, upholstered seating and a cabin, stainless steel railing, navigational lighting, nautical equipment
HULLBORN 23 SPORT FISH		Length: 7,37 m Width: 2,23 m Weight: 1060 kg Power unit: within 250 HP	35.380,-	Motorboat with an engine Suzuki DF 90, wooden floor, bonders, upholstered seats, navigational lighting, nautical equipment
HULLBORN 23 TROPHY FISH		Length: 7,6 m Width: 2,5m Weight: 890kg Power unit: within 75 HP	34.230,-	A vessel with a little cabin, wooden floors and benches, internal cockpit upholstery, motor Suzuki DF 50
HULLBORN 24 CABIN		Length: 8 m Width: 2,5 m Weight: 2 400kg Power unit: within 260 HP	81.540,-	Motorboat with an inboard engine Mercruiser 220 HP, wooden floor and cabin, bonders, upholstered seats, navigational lighting, nautical equipment
HULLBORN 26 PRAM		Length: 7,9 m Width: 2,5 m Weight: 690kg+motor Power unit: within 50 HP	15.330,-	Multipurposal ferryPřevavní víceúčelová loď - pramice, tilting ramp. Inspectional little door, possibility for affixing side benches and superstructure. Plastic bonder 220 m
HULLBORN 850 RIVER		Length: 8,55 m Width: 3,0 m Weight: 1380kg Power unit: within 70 HP	14.600,-	Vessel body with a rear perpendicular benchT, possibility of affixing side benches or superstructure. - (without an engine)
HULLBORN 27 SC		Length: 8,3 m Width: 2,5 m Weight: 2850 kg Power unit: within 450 HP	89.230,-	Motorboat with an inboard engine Mercruiser 220 HP, wooden floor and cabin, shower closet and WC bonders, upholstered seats, navigational lighting, nautical equipment
HULLBORN 28 FISHBOAT		Length: 8,3m Width: 2,55m Weight: kg Power unit: within 90 HP	51.540,-	Motorboat with basic equipment including an engine Suzuki DF 50 HP
HULLBORN 28 CRUISER		Length: 8,4 m Width: 2,5 m Weight: 2950 kg Power unit: within 450 HP	93.080,-	Motorboat with upholstered cabin, shower closet with WC, wooden floors (pine tree), upholstered seating, kitchen, hot water, inboard motor Mercruiser 220 HP, Z-Drive Bravo 3, lighting
HULLBORN 28 TROPHY FISH		Length: 8,35m Width: 2,5 m Weight: 2 650 kg bez motoru Power unit: within 50 HP	86.920,-	Special fast fishing boat with upholstered cabin, shower room with WC, wooden benches and floors (pine tree), mini kitchen, hot water, inboard motor Mercruiser 220 HP, Z-drive Alpha 1, lighting
HULLBORN 28 WORKKAT		Length: 8,6 m Width: 3,4 m Weight: 1830kg Power unit: within 2x150 HP	33.650,-	Operational motor catamaran with a roomy deck, wooden floor surface, wheelman's desk - (without an engine)
HULLBORN 30 SPORT		Length: 9,5 m Width: 2,6 m Weight: 3400kg Power unit: within 500 HP	94.230,-	Special fast fishing boat with upholstered cabin, shower room with WC, wooden benches and floors (pine tree), mini kitchen, hot water, 1 inboard engine Mercruiser 260 HP, Z-Drive Bravo 3, lighting

HULLBORN 32 CRUISER CABIN		Length: 10,1 m Width: 2,6 m Weight: 4250 kg Power unit: within 450 HP	102.310,-	Motorboat with upholstered cabins and a saloon, shower closet with WC, wooden floors (pine tree), upholstered seating, kitchen, hot water, inboard motor Mercruiser 260 HP, Z-Drive Bravo 3, lighting
HULLBORN 32 HOUSEBOAT		Length: 9,8m Width: 3,5 m Weight: 3650kg Power unit: within 70 HP	49.210,-	Vessel with basic equipment with motor Suzuki DF 25
HULLBORN 32 PRAM		Length: 9,9 m Width: 2,55 m Weight: 1485kg Power unit: within 140 HP	23.080,-	Vessel with basic equipment - (without an engine)
HULLBORN 32 SPORT CABIN		Length: 9,8 m Width: 2,6 m Weight: 2980 kg Power unit: within 500 HP	95.960,-	Special fast fishing boat with upholstered cabin, shower room with WC, wooden floors (pine tree), mini kitchen, hot water, 1 inboard engine Mercruiser 300 HP, Z-Drive Bravo 3, lighting
HULLBORN 32 SPORT CRUISER B		Length: 10,3 m Width: 3,1m Weight: 3950 kg Power unit: within 2x320 HP	131.540,-	Motorboat with upholstered cabin, shower closet with WC, wooden floors (pine tree), upholstered seating, kitchen, hot water, fuel tank, water and fecal tank, steering board, 2x outboard motor Mercruiser 260 HP, Z-Drive Bravo 3, lighting
HULLBORN 34 VOR		Length: 10,5 m Width: 4 m Weight: 1350 kg Power unit: within 50 HP	19.150,-	River catamaran with sunroof, plastic floaters, metal skeleton of frame and sunroof, flat floor (anti-skid), fuel tank, steering board, 1x inboard engine Suzuki 15 HP
HULLBORN 35 PATROL LONG CABIN		Length: 11,8 m Width: 3,5m Weight: kg Power unit: within 2x450 HP	On your demand	Closer specifications on your demand (patrolling vessel)
HULLBORN 36 FERRY		Length: 10,8m Width: 3,2 m Weight: 5950kg Power unit: within 260 HP	129.250,-	Vessel designed for surroundings observation sailing with basic equipment and inboard engine mercruiser 135HP, Z-drive Alpha 1
HULLBORN 36 SUPERCRUISER		Length: 10,6 m Width: 2,55m Weight: 4200 kg Power unit: within 650 HP	108.850,-	Motorboat with upholstered cabin, shower closet with WC, wooden floors (pine tree), upholstered seating, kitchen, hot water, fuel tank, water and fecal tank, steering board, 1x inboard motor Mercruiser 300HP, Z-Drive Bravo 3, lighting
HULLBORN 38 FLY		Length: 11,7 m Width: 3,6 m Weight: 4950 kg Power unit: within 2x400 HP	166.150,-	Plavidlo s 2 kajutami a salónem, sprchovým koutem a WC, dřevěná podlaha, kokpitu (borovice), palivová nádrž, nádrž pro vodu a fekální nádrž, čalouněné lavice, 2x kormidelní pult, 2x zabuwithinvaný motor Mercruiser 190HP, Z-náhon Alpha 1
HULLBORN 38 WORKKAT		Length: 11,55 m Width: 4,9 m Weight: 4280kg Power unit: within 2x300 HP	109.230,-	Vessel (catamaran) designed for surroundings observation sailing with basic equipment and 2xinboard engine mercruiser 135HP, Z-drive Alpha 1
HULLBORN 40 RIVER		Length: 11,9 m Width: 3,6m Weight: od 4950kg Power unit: within 300 HP	164.620,-	River vessel with basic equipment and inboard engine Mercruiser 190HP, Z-drive Alpha 1
HULLBORN 40 SUPERCRUISER		Length: 12,7 m Width: 3 m Weight: 5800 kg Power unit: within 2x600 HP	190.380,-	Motorboat with upholstered cabin and saloon, shower closet with WC, wooden floors (pine tree), upholstered seating, fuel tank, water and fecal tank, steering board, 2x

				inboard motor Mercruiser 300HP, Z-Drive Bravo 3, lighting
HULLBORN 43 RIVER YACHT		Length: 12,8m Width: 3,6 m Weight: 5400 kg Power unit: within 2x220 HP	126.150,-	Vessel with 3x upholstered cabins and a saloon, kitchen, shower cabinet with WC, steering compartment, tanks, 1x inboard motor Mercruiser 190HP, Z-drive Bravo 2
HULLBORN 45 WORKKAT		Length: 13,6 m Width: 4,85 m Weight: 4900 kg Power unit: within 2x260 HP	122.300,-	Vessel (catamaran) designed for surroundings observation sailing with basic equipment and 2xinboard engine mercruiser 190HP, Z-drive Alpha 1
HULLBORN 46 MULLA		Length: 13,9 m Width: 3,6 m Weight: 6800kg Power unit: within 2x320 HP	332.690,-	Operational river motor boat with a cabin, shower cabinet with a WC, wardrobe closet, 2 berths, benches, steering compartment, fuel tank 500 L and water and fecal tanks, hot water, inboard engine Mercruiser 220HP, Z-drive Bravo 2, crane with a loading limit 980 kg
HULLBORN 50 RIVERCRUISER		Length: 15,2 m Width: 4,4m Weight: od 9700kg Power unit: within 2x320 HP	341.540,-	Double-decked river motorboat with 3 cabins and a saloon, shower cabinet with WC, wooden cockpit floor (pine tree), fuel tank and water and fecal tanksf, upholstered benches, 2x wheelman's compartment, 1x inboard engine Mercruiser 190HP, Z-drive Bravo 2
HULLBORN 56 HARDTOP		Length: 16,8 m Width: 4,5 m Weight: kg Power unit: within 2x350HP	527.690,-	Yacht with 3 cabins and a saloon, 2x shower cabinets and WC, wooden cockpit floor surface (pine tree), fuel tank, water and fecal tanks, upholstered benches, 1x wheelman's compartment, 2x inboard motor Mercruiser 300HP, Z-drive Bravo 3
HULLBORN 61 PATROL		Length: 18,5 m Width: 4,55m Weight: kg Power unit: within HP	On your demand	Closer specifications on your demand (guarding boat)
HULLBORN 73 ROKAT		Length: 23,9m Width: 7,1m Weight: od 20t Power unit: 2x533 kW	959.620,-	Price for just basicaly equipped commercial use vessel.
HULLBORN 74 RIO		Length: 21,9 m Width: 6 m Weight: od 17t Power unit: 2x533 kW	882.690,-	Price for just basicaly equipped commercial use vessel.
HULLBORN 79 PATROL		Length: 21,4 m Width: 5,5 m Weight: kg Power unit: within HP	On your demand	Closer specifications on your demand (guarding boat)
HULLBORN 88 ROKAT		Length: 26,9 m Width: 6,5m Weight: od 23t Power unit: 2x533 kW	1.036.540,-	Price for just basicaly equipped commercial use vessel.

Floating devices

RESTAURANT in a shape of water mill-small		Length: 20 m Width: 10,5 m	On your demand	Floating vessel designed for commercial use-restaurant
RESTAURANT in a shape of water mill-large		Length: 35,7m Width: 17,5 m	On your demand	Floating vessel designed for commercial use-restaurant

MOLES				
				
Mole Segment 2,5	2,5 x 7,5 x 0,5 m	Length: 7,5m Width: 2,5 m Height: 0,5m	6.090,-	Plastic floaters, painted carrying steel frame, floor made of anti-skid and water-resistant plywood. 4x anchorings, 4x firm bonding elements (bonders)
Mole Segment 4	4 x 7,5 x 0,5 m	Length: 7,5m Width: 4,0 m Height: 0,5m	6.710,-	Plastic floaters, painted carrying steel frame, floor made of anti-skid and water-resistant plywood. 4x anchorings, 4x firm bonding elements (bonders)
Mole Segment	Other dimmensions		260,-/m²	Depends on customer's requirements
Bridge 4		Length: 4 m Width: 0,6 m	1.140,-	painted carrying steel frame, railing on one side with rope screenings, anchorings, floor made of anti-skid and water-resistant plywood
Bridge 6		Length: 6 m Width: 0,6 m	1.510,-	Zincod framem, railing on one side with rope screenings, anchorings, floor made of anti-skid and water-resistant plywood